


Devices for Digital Learning in our Secondary School 2024-2025



Contents

Our Digital Journey	1
Our history:	1
Our vision:	1
Our Digital Classrooms:	1
Our Digital Environment.....	2
Communication	2
OneNote Class Notebook	2
Tailored Learning Resources	3
Assignments	3
Device Recommendations	4
Device specifications	4
Purchasing Options.....	7
Available Offers	7
JTRS	7
Warranty Information.....	8
Essential Information	8
Warranty for new Surface devices	8
Device Support.....	8
Initial set up of your device	9
Passwords and antivirus software	9
Setting up a Microsoft device.....	10
Recommended Apps	13
Frequently Asked Questions	16
What is the benefit of using Office 365 for my child?	16
What is the difference between Office 2019 & 2021 and Office 365?	16
What protection should we give the devices?	16
Can the devices be charged at school?	16
How do the students keep their devices safe in school?	16
Contact	17

Our Digital Journey

Our history:

Deira International School has been using technology in every classroom since 2013 to enhance the student's learning. For the past five years, our secondary school students have demonstrated their digital responsibility, using their devices to explore, produce and showcase their work in a way that develops their academic skills and self-assurance. The Bring Your Own Device (BYOD) scheme has been vital in enabling this change in learning throughout the school.

Our vision:

We want our students to use digital tools well and become future global leaders. Our Office 365 education platform offers a tailored and secure learning experience for all students. Our smart use of technology prepares every child with the knowledge and skills they need for their academic, Higher Education and career goals.



Our Digital Classrooms:

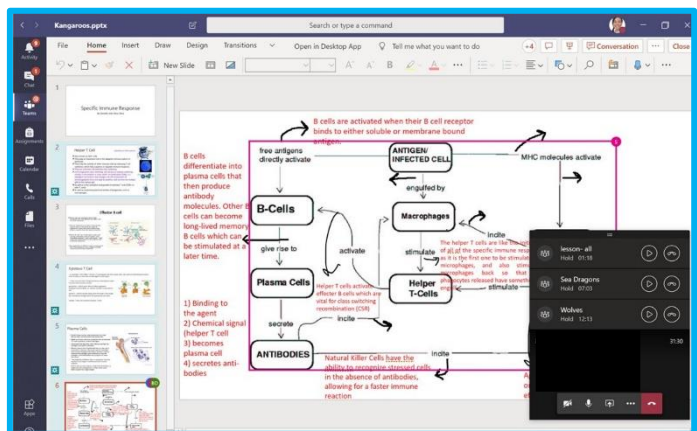
Every child at DIS must bring to school from the first day of term a device that matches the specifications laid out on page 4. Microsoft Office 365 enables teachers to provide an online environment that continues to support their students beyond the physical classroom to provide learning that is accessible anytime and anywhere. All students have access to our premium content for every class 24/7 and anywhere in the world. To ensure that your child receives optimum access to our learning environment, it is crucial that their device has fluent access to both the online Office 365 services and the accompanying Office 2021 suite. As part of the school's [Office 365 for Education](#) subscription, every student receives five complimentary licenses to the entire Office suite of applications for use on any of their devices.

Our Digital Environment

Our Digital Classrooms formed in 2022 were a great achievement and allowed every child in every subject to keep learning in a secure, cooperative learning environment during our previous academic year. Below, you can find information and examples of each component of our digital environment and how it will support your child's ongoing learning in the 2024-2025 academic year.

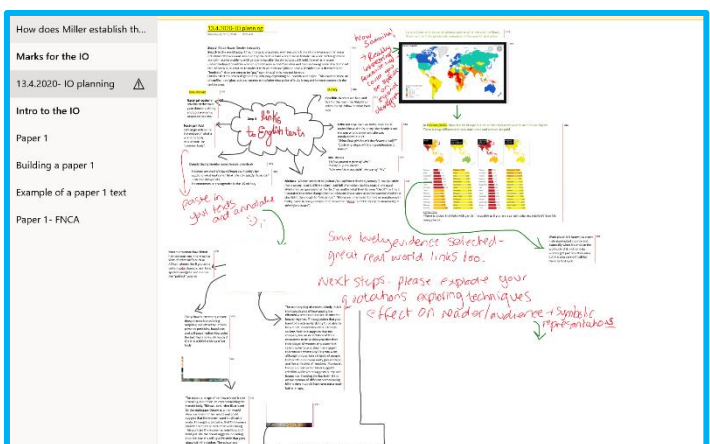
Communication

Just like a physical classroom, [Microsoft Teams](#) has enabled every teacher to create a unique learning environment for every class, tailored towards their subject specialisms and needs. Your child will use Microsoft Teams to access, collaborate and complete work in a safe learning environment. For more information, please follow [this link](#) to a video that further explains how Teams is used at Deira International School.



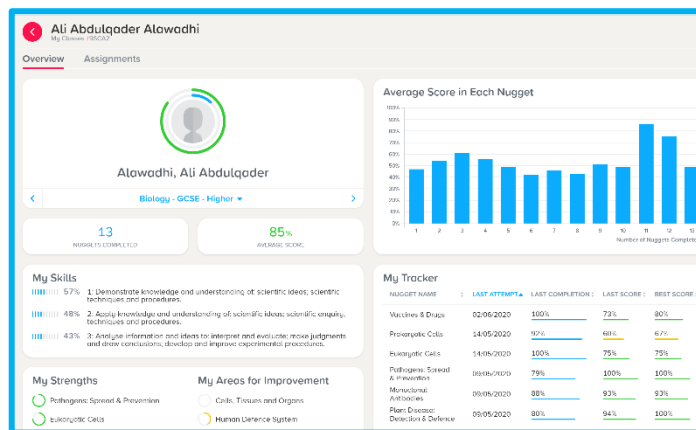
OneNote Class Notebook

OneNote Class Notebook is your child's copybook, which can be accessed anytime and anywhere through Microsoft Teams. Our integration of OneNote in a wide array of subjects has successfully supported the high-quality learning provision throughout the 2021-2022 school year. For this year your child will continue to benefit from completing work in a place where their teacher can provide rapid and personalised feedback.



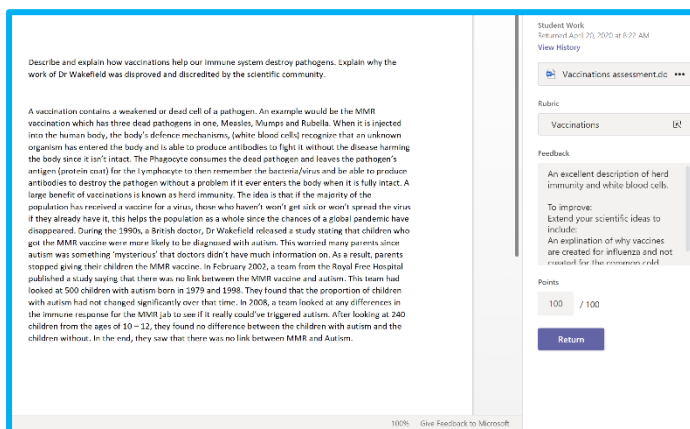
Tailored Learning Resources

The common thread of high standards of teaching and learning in our school is of equal importance in both our digital and physical environments. Our adoption of CENTURY technology and Socrative as platforms to enhance independent learning is integral to the continued progression for our students. These platforms are carefully monitored by the class teachers and material adjusted for each child accordingly.



Assignments

The setting and completion of assignments to check understanding is a crucial part of your child's learning journey. The use of the Assignment function in Teams has enabled class teachers to communicate important deadlines, set assignments directly through Teams, and communicate feedback directly to the students in a timely manner. This system was used successfully to complete the End of Year examinations.



Describe and explain how vaccinations help our immune system destroy pathogens. Explain why the work of Dr Wakefield was disproved and discredited by the scientific community.

A vaccination contains a weakened or dead cell of a pathogen. An example would be the MMR vaccination which has three dead pathogens in one, Measles, Mumps and Rubella. When it is injected into the human body, the body's defence mechanisms (white blood cells) recognise that an unknown organism has entered the body and is able to produce antibodies to fight it without the disease harming the body since it isn't intact. The Phagocyte consumes the dead pathogen and leaves the pathogen's antigen (protein coat) for the lymphocyte to then remember the bacteria/virus and be able to produce antibodies to destroy the pathogen without a problem if it ever enters the body when it is fully intact. A large benefit of vaccinations is known as herd immunity. The idea is that if the majority of the population has received a vaccine for a virus, those who haven't won't get sick or won't spread the virus if they already have it, this helps the population as a whole since the chances of a global pandemic have disappeared. During the 1950s, a British doctor, Dr Wakefield released a study stating that children who got the MMR vaccine were more likely to be diagnosed with autism. This worried many parents since autism was something 'mysterious' that doctors didn't have much information on. As a result, parents stopped giving their children the MMR vaccine. In February 2002, a team from the Royal Free Hospital published a study saying that there was no link between the MMR vaccine and autism. This team had looked at 500 children with autism born in 1979 and 1998. They found that the proportion of children with autism had not changed significantly over that time. In 2008, a team looked at any differences in the immune response for the MMR jab to see if it really could've triggered autism. After looking at 240 children from the ages of 10-12, they found no difference between the children with autism and the children without. In the end, they saw that there was no link between MMR and Autism.

Feedback

An excellent description of herd immunity and white blood cells.

To improve:
Extend your scientific ideas to include:
An explanation of why vaccines are created for influenza and not created for the common cold.

Points
100 / 100

Return

Device Recommendations

Device specifications

Please find below the criteria for your child's electronic learning device.

All devices must:

- Have a camera
- Have a keyboard (attached or detachable)
- Be fully compatible with [Office 365 Apps](#)

In order to use the device to its full educational potential, it is highly recommended that:

- Touch screen capability
- A stylus is provided for tablets for writing and drawing (digital inking)
- There is both a front and rear camera for taking photos
- The device runs Windows 10 or Windows 11

Please avoid purchasing iPad Pro, iPad or iPad minis for Secondary students. These devices do not have enough functionality with Office 365 Software i.e. OneNote Class Notebook.

Mr. Birrell's Recommendations

Mr Birrell's recommendation 1: *Microsoft Surface Pro 9*
13" - i5 12th Gen/8GB/256GB/ Win11 Pro Platinum TRA
Surface ProX/8/9



- **Powerful Performance:** With a 12th Gen Intel Core i5 processor and 8GB of RAM, this Surface Pro 9 can handle demanding tasks like video editing, 3D modelling, and multitasking with ease.
- **Versatile 2-in-1 Design:** The detachable keyboard allows you to use it as a traditional laptop for productivity work or as a tablet for media consumption, note-taking, and artistic endeavours.
- **Sleek and Portable:** Weighing just 1.94 pounds and measuring 0.37 inches thin, this Surface Pro is highly portable yet durable, making it ideal for professionals and students on the go.

Mr Birrell's recommendation 2: *HP Spectre x360, 16" 2-in-1, Windows 11, 128GB/256GB/512GB, Intel Evo i5 or i7.*

- **Versatile 2-in-1 Design:** With a 360-degree hinge, you can use it as a traditional laptop for productivity work, as a tablet for media consumption and note-taking, or in tent mode for presentations and video calls.



- **High-Performance Intel Evo Platform:** Powered by 11th Gen Intel Core i5 or i7 processors with Intel Evo certification, it delivers outstanding performance for demanding tasks like video editing, 3D rendering, and multitasking.
- **Large 16" Touchscreen Display:** The expansive 16" touchscreen with slim bezels provides an immersive viewing experience, perfect for streaming movies, editing photos and videos, or working with multiple windows side-by-side.



مدرسة ديرة الدولية
DEIRA INTERNATIONAL SCHOOL
DUBAI FESTIVAL CITY

Mr Birrell's recommendation 3:

Asus ExpertBook B1, i7-1355U, DDR4

16GB (16GB DDR4 on board), 512GB 2280 PCIE G4 SSD,

Intel UMA



- **Powerful 13th Gen Intel Core i7 Performance:**
Equipped with the latest 13th generation Intel Core i7-1355U processor, this ExpertBook delivers excellent performance for demanding productivity tasks, multitasking, and content creation.
- **Ample Memory and Storage:** With 16GB of DDR4 RAM and a 512GB PCIe NVMe SSD, you get plenty of memory for smooth multitasking and fast storage for quick boot times and application loading.
- **Long Battery Life:** The energy-efficient i7-1355U processor and Intel UMA graphics help optimize battery life, allowing you to work unplugged for extended periods.

Mr Birrell's recommendation 4: HP 250 G10 i7-1355U, FreeDOS 3.0, 13th Generation Intel® Core™ i7 processor,

Intel® Core™ i7-1355U (up to 5.0 GHz with Intel® Turbo Boost Technology, 12 MB L3 cache, 10 cores, 12 threads)



- **High-Performance 13th Gen Intel Core i7 Processor:** Featuring the latest 13th generation Intel Core i7-1355U processor with up to 5.0 GHz Turbo Boost, 12 MB cache, and 10 cores/12 threads, it delivers outstanding performance for demanding workloads.
- **Flexibility with FreeDOS:** Comes with the lightweight FreeDOS 3.0 operating system pre-installed, allowing you the flexibility to install your preferred Windows or Linux distribution.
- **Energy-Efficient Design:** Intel's advanced power management technologies in the i7-1355U processor help optimize battery life for improved mobility.

Purchasing Options

There are two options available for Deira International School parents when purchasing electronic devices for your child:

- 1) Purchase a discounted device from the school approved vendor [JTRS](#).
- 2) Purchase from a store of your choice.

Available Offers

JTRS

With 14 years of experience in providing schools worldwide with tailored educational technology, [JTRS](#) have partnered with Deira International School to provide parents with discounts on recommended educational devices according to your child's learning needs. They have worked closely with schools and families in Dubai such as Brighton College, JESS and UAS to support the purchase and maintenance of learning devices.

Please use the link below to access the JTRS interactive online brochure, which includes device options and a guide to their online store.

[Link for children attending years 7- IB2, click here](#)

Warranty Information

Essential Information

We recommend that you get your child's device covered under a warranty that covers accidental damage, which is valid in the UAE upon purchase of the warranty and the device. It is essential that this warranty covers the entire school year.

Warranty for new Surface devices

The recommended warranty for Surface devices is the Redington warranty supplied by Jacky's and JTRS, which can be purchased on the relevant portal at the same time as the device.

- The warranty starts at the date of purchase
- It covers accidental damage
- It includes guided software support
- It includes one device swap; in case the Surface cannot be repaired
- It does not cover someone else other than your child using the device
- It does not cover theft

Device Support

If you require support for your child's device, call Redington on **800 367873**.

Redington will then lead you through their remote diagnostics and repair process over the telephone. If you require further aid, they will pick up the device and take it to an approved service centre. A replacement for your device is guaranteed within 48 hours. If a repair is required during a school week, please provide a receipt to the IT Management at school, where a back-up device would be provided until your child's device is repaired. You can also email Redington for support. You would need details of the device and the warranty purchase to hand. The Redington aftercare portal can be accessed [here](#).

Initial set up of your device

Initial setup of your device must be completed before it is "school ready" for September 2024.

Setting up the device:

- We recommend that a parent supports the initial set up of the device
- An admin account can be set up for your child with filtered access to stores
- You can also set a parental admin account on the device if you wish

Passwords and antivirus software

It is essential that

- The device is protected with a passcode that both you and your child know
- There is antivirus downloaded on to the device. We recommend the antivirus [TotalAV](#).

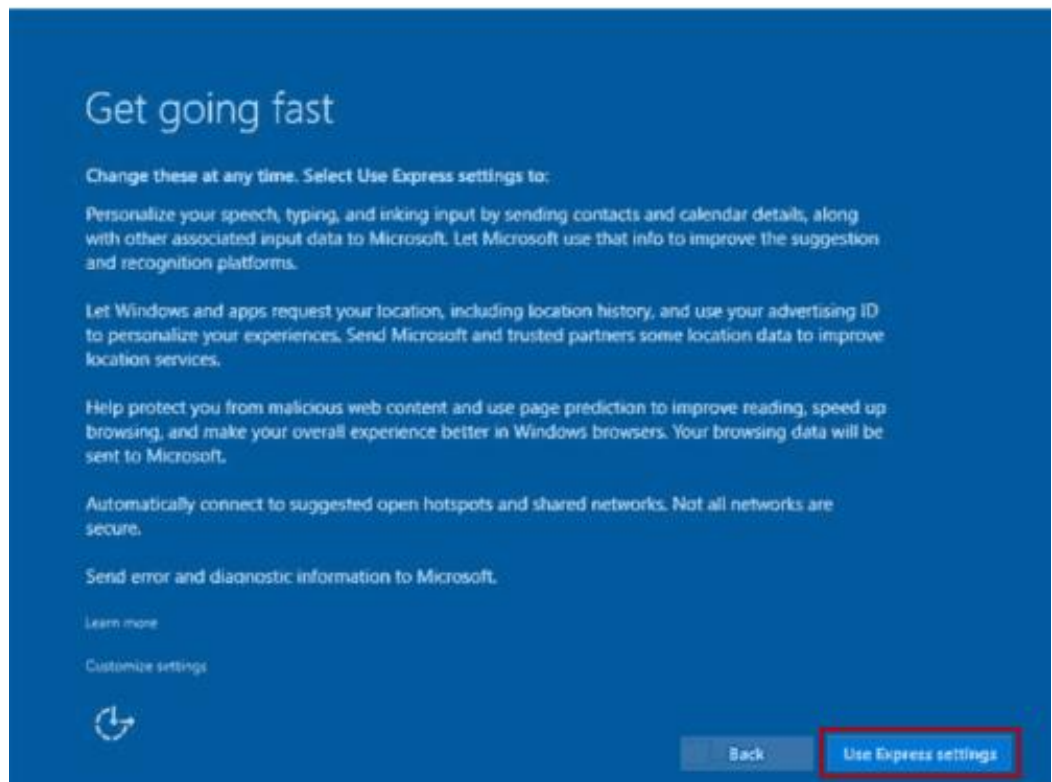
[Click here to go to the TotaAV website on your device.](#)

We recommend that essential updates and app downloads be completed on a regular basis on your home internet connection.

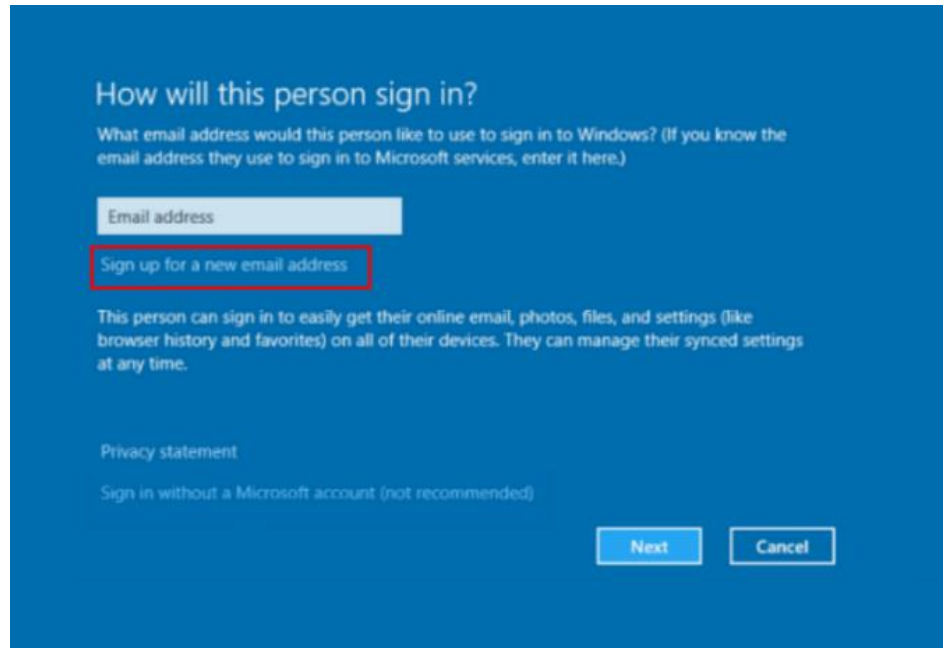
Setting up a Microsoft device

If you have a new device, follow these steps to get it ready for classroom use.

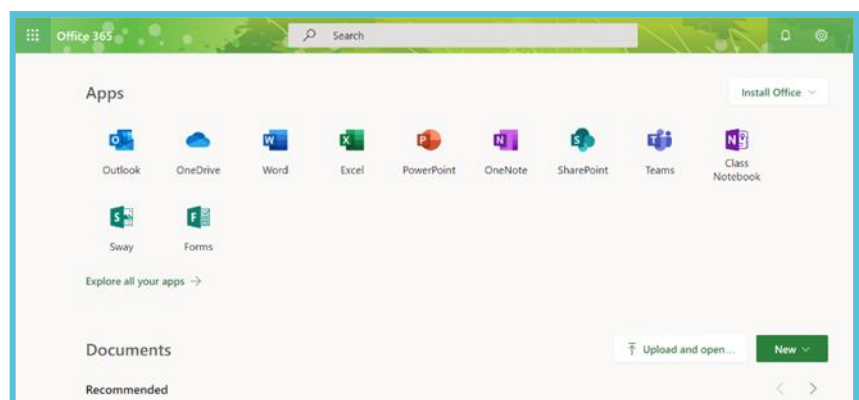
1. Turn on your device by pressing and releasing the power button on the side of the device.
You will see a blue screen.
2. When asked, choose your language. Select your user interface colour.
3. Accept the licence terms.
4. Connect to your home Wi-Fi when prompted.
5. Select "Use express settings" to use the default settings for the device.



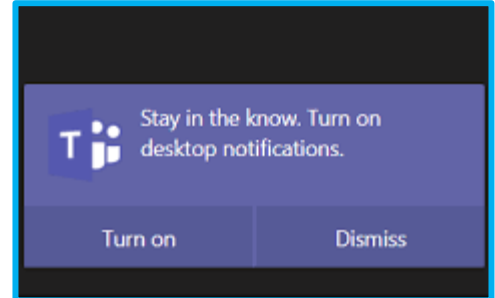
6. Create an account on the device and sign in. **This is not your child's Office 365 account.** This is an account you are making to use the device. You can do this by signing up for a new email address with your own personal details. Please keep a note of your new email account and password in a safe place.



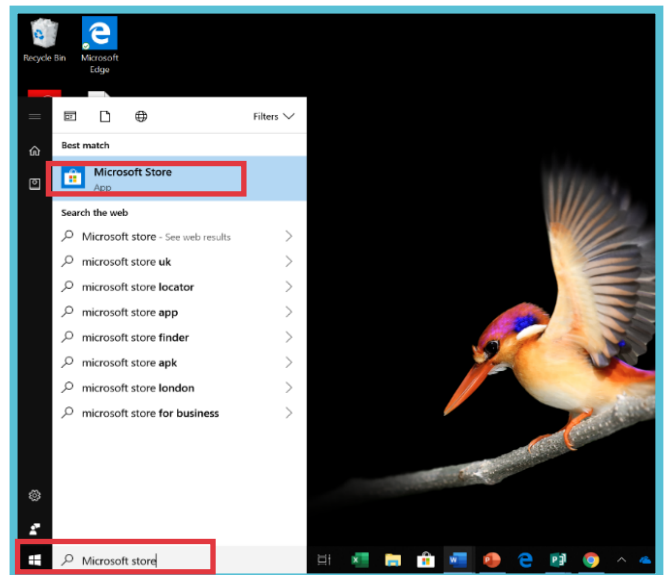
7. Your device will then complete the set up and go onto the home screen.
8. Use Edge, the internet browser, to [search for Office 365](#).



9. Your child will then need to log in to their [school Office 365 account](#). This will activate the website.
They can then log in to Teams.
10. When prompted, please **turn on notifications for Teams**. This means that your child will receive live time alerts for any notifications from any of their classes.



11. Click on the Windows icon on the bottom left corner. In the “Type here to search bar”, type “Microsoft Store”.

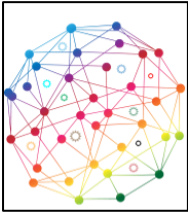


12. Use this store to download the recommended apps.

Recommended Apps

We highly recommended that all secondary students download the following apps before September 2024. These apps will help your child access our learning environment at home and in school.

CENTURY Technology



[CENTURY Technology](#) is an Award-Winning digital content and learning provider.

This app can be used at home and in school to:

- Consolidate subject knowledge and improve recall.
- Improve engagement and encourage independent learning.
- Identify areas of strength and targets to improve.

Destiny Discover



[Destiny Discover](#) provides a place for your child to search and access the print and digital resources in our school library. This includes eBooks, audiobooks, and interactive books, as well as free and paid subscription databases for further research.



Power BI

Power BI

[Power BI](#) is a collection of software services, apps, and connectors that work together to turn your unrelated sources of data into coherent, visually immersive, and interactive insights. Your data may be an Excel spreadsheet, or a collection of cloud-based and on-premises hybrid data warehouses.

Liquid Text



[LiquidText](#) offers a fast, natural way to review, gather, and organise information across all your documents: then apply the results to writing reports, meeting prep, or simply studying. Pull out key facts and connect them together, squeeze a document to compare sections, draw a line to connect ideas in different documents, comment on multiple pages at once, build upon your thoughts, and much more.

Grammarly



When you're writing your first draft, it's common to find spelling mistakes, poorly written sentences, or punctuations used incorrectly. [Grammarly](#) is a useful app for students that improves writing quality by identifying and correcting errors related to spelling, vocabulary, and sentence structure.

Minecraft Education



Minecraft Education is a game-based platform that inspires creative, inclusive learning through play. Our students can explore blocky worlds that unlock new ways to tackle any subject or challenge. They can dive into subjects like reading, maths, history and coding with lessons and standardised curriculum designed for all types of learners. Or explore and build together in creative open worlds. It can be downloaded on the [Microsoft Store](#).

Maths Solver



Microsoft Math Solver is an entry-level educational app that solves math and science problems. Developed and maintained by Microsoft, it is primarily targeted at students as a learning tool. It can be downloaded on the [Microsoft Store](#).

Flip (formally Flipgrid)



[Flip](#) empowers every student with a voice to take charge of their own learning. Flip has been used across our year groups and subjects and provides a place to evidence learning and provide feedback. Flip is available to download across all devices and platforms by clicking [this link](#). Your child will need to sign in using their Microsoft 365 school account.

Power Planner



[Power Planner](#) is the ultimate homework planner for students, featuring online sync with iOS and Android apps, grade calculation, live tiles, automatic reminders, and more.

With Power Planner's online account, you can stay on top of homework assignments from your desktop, iPhone, Android, and web browser!

Power Planner lets you manage terms, enter classes with time schedules and room locations, add assignments and exams, receive automatic reminders about upcoming homework, and more.

Microsoft CoPilot (13+)



Microsoft Copilot, powered by advanced AI technology, can be a valuable tool for students in several ways. It can assist with writing tasks by suggesting relevant content, rephrasing sentences, and improving grammar and style. Copilot can also help with coding assignments by generating or explaining code snippets, debugging errors, and providing coding suggestions. Additionally, it can serve as a virtual study aide by answering questions, providing explanations, and summarising complex topics. By leveraging Copilot's AI capabilities, students can save time, improve their productivity, and enhance their learning experiences across various subjects and tasks.

Frequently Asked Questions

What is the benefit of using Office 365 for my child?

Office 365 will evolve how your child learns by creating a seamless environment from school to home. Your child can instantly access educational content and conversations, enabling them to continue learning wherever they are.

What is the difference between Office 2019 & 2021 and Office 365?

Office 2019/2021 is a version of the Microsoft Suite that is traditionally accessed by a desktop. Office 365 is a cloud-based version of the Microsoft Suite. This means your child can save and access their documents securely online. This is useful in a school environment because it enables easy collaboration on one document.

What protection should we give the devices?

We highly recommend that the device is protected by a hard cover. In order to protect the accessories, we also recommend a suitable bag to contain the device and any accessories securely. It is essential that an antivirus is downloaded and activated before your child brings the device in to school.

Can the devices be charged at school?

It is your child's responsibility to attend school every day with a fully charged device. Deira International School does not provide standard opportunities to charge devices in all classrooms. If your child is in the library or in a science laboratory then your child may be able to charge their device, upon their teacher's discretion, however this is a privilege and not an expectation.

How do the students keep their devices safe in school?

All students must have a device that is secured with a passcode for their own digital safety. The "Find My Device" function should also be switched on in case it is lost. Students are provided with a locker that they can secure their devices in during break time. The device must go home every night with your child to be charged and kept safe. Students are actively discouraged from leaving their devices unattended whilst on charge.

Contact

If you have any questions, please contact the Educational Technology Lead (Kieran Birrell) on:

kbirrell@disdubai.ae

May 2024