

Deira International School Parent Guide to Distance Learning

“Forever learning, forever achieving”

P.O. Box 79043, Dubai, United Arab Emirates Tel: +971 4 2325552 Fax: +971 4 2325151 www.disdubai.ae

Learning at DIS Overview

In order to meet the needs of all our learners during this unprecedented time, we are organising our learning models to accommodate everyone.

Our home-based distance learning model will allow our students to access face to face learning in the classroom via TEAMS and engage in the flipped learning at designated times. For practical subjects such as Science, DT, Art, Music and PE, students will have access to resources in the face to face sessions at Key Stage 4 and 5.

All students' timetables will be communicated to them by their tutor on their first day which will be recorded in their TEAMS calendar for the year. We will continue to keep parents up to date with the curriculum coverage via the 'Fortnight Ahead' email communication for all year groups.

Distance learning is a direct replacement for learning in the classroom. **This is not free pace, students do it in your own time or extra learning.** We want students to follow their class timetable and engage with their lessons as if they were attending the classes in person. Tutors will support students to ensure they know when they have face-to-face lesson and when they need to complete flipped learning activities.

Staff will be available up until 4pm in the afternoon, if you have any questions regarding the learning taking place in lessons.

The Technology

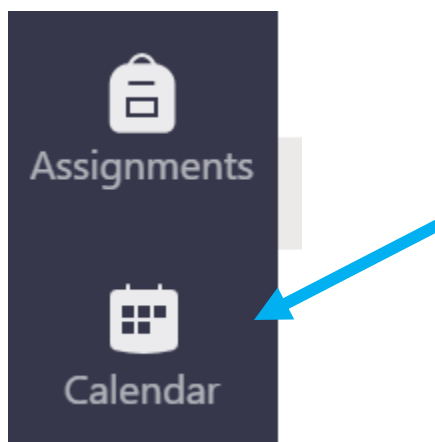
Students will be using Office365: TEAMS and OneNote through Class Notebook. Please ensure that their device is in good working order and is compatible with Microsoft Office. Please support your child's learning by making sure that you provide stable internet connectivity and avoid using multiple devices which could impede bandwidth when they need to be learning. Your child will need to regularly check their school email for any updates.

How to access class TEAMS and lessons

Your child should have their log in details already in order to be able to access TEAMS. If your child has forgotten their log in details, please contact your Year Learning who will be able to assist you. Please find contact details below:

Ms. S. Williams – Year 7 Learning Coordinator – swilliams@disdubai.ae
Ms. K. Phillips – Year 8 Learning Coordinator – kphillips@disdubai.ae
Mr. J. O'Toole - Year 9 Learning Coordinator – jotoole@disdubai.ae
Ms. C. Robbins - Year 10 Learning Coordinator – crobbins@disdubai.ae
Ms J. Rawlins - Year 11 Learning Coordinator- jrawlins@disdubai.ae
Ms. K. Wood – IB1 Year Learning Coordinator – kwood@disdubai.ae
Mr. D Egan - IB2 Year Learning Coordinator – degan@disdubai.ae

Your child's timetable, and all their class teams, will appear on TEAMS automatically, through the calendar, which can be found on the left hand side of the app. See below for screenshot.



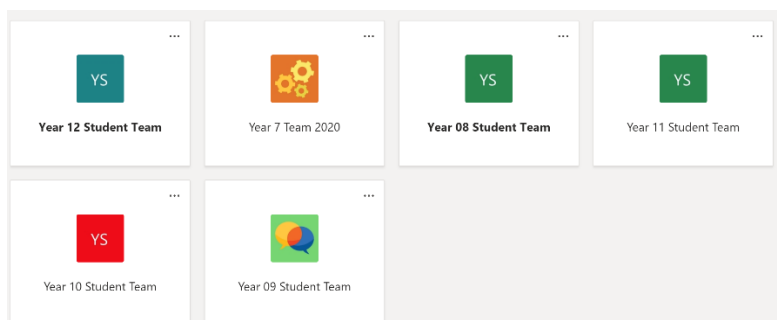
Timetable:

At Key Stage 3 (Years 7,8, and 9) your child's tutor will let them know when they have face-to-face lessons and when they should be doing flipped learning. At Key Stage 4 and IB, students should log into their live lessons for every session.

There will be a five-minute break between each lesson. Students working from home should use this time to walk around, get a drink or simply take a short break.

TEAMS classes:

When your child logs into TEAMS they will see all their classes. They can access learning, assessments and lessons by clicking the correct team.



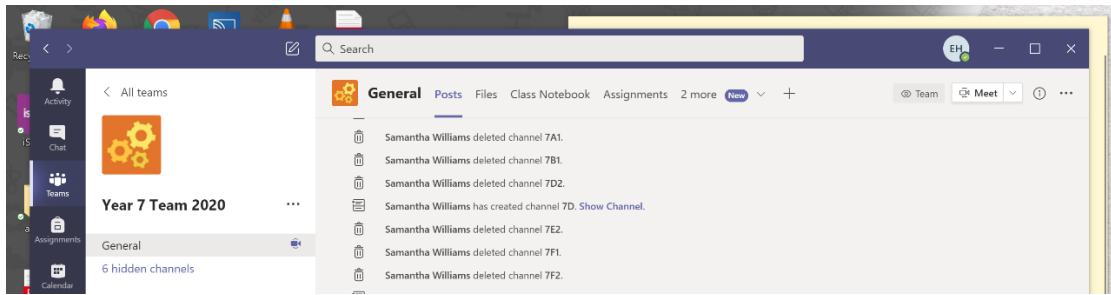
Once in the team, the students have access to the following features (see below for screen shot):

Posts: This is where the teacher will post meeting invites and any general discussion or instructions.

Files: This is where the teacher will post any work or information the students might need for their learning.

Class notebook: This is where the students can complete classwork and take notes.

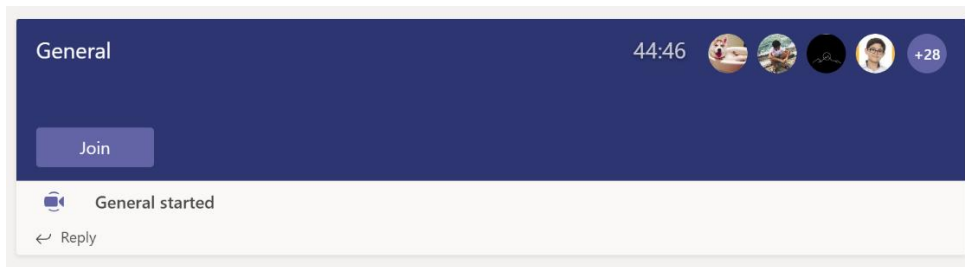
Assignments: This is where the teacher will set work and assessments.



Joining Face-to-Face lessons:

All your child's classes will be on their TEAMS app for them to access. During face-to-face lessons, students will be able to join the lesson via the meeting invite sent by their teacher. This will appear in the posts section of the team. All students need to do is click join and they will be in the lesson. The student's camera must be on if directed to be by the teacher.

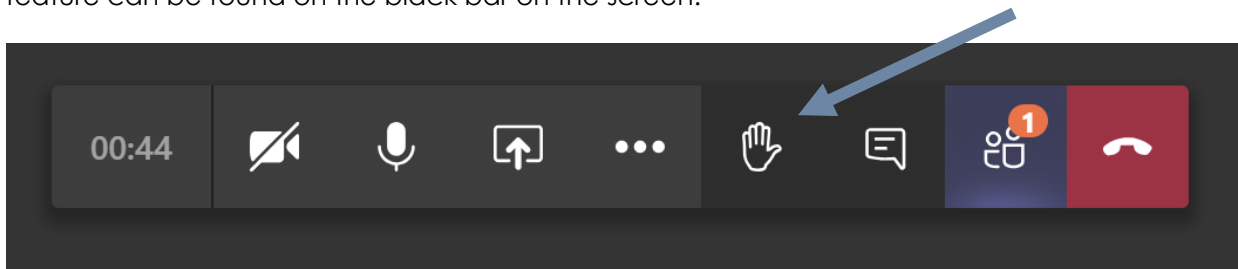
Teachers will share the presentations and any other resources with students during the lesson, so students at home will not be disadvantaged.



Engaging in face-to-face lessons:

All our teachers have been provided with a Bluetooth microphone and earpiece, which will allow them to interact with students at home as well as those in the class.

Students at home can use the 'hands up' feature to ask a question or take part in a discussion. The 'hands up' feature can be found on the black bar on the screen.



The teacher will be alerted that students have put their hands up.

Students working at home should:

"Forever learning, forever achieving"

- Follow their regular school timetable **(8.00am to 2:45pm)** and engage actively and 'attend' the online learning at the right time. **Every subject will be involved.** If students would like to contact teachers outside of lesson time, they can do so up to 4pm. Any messages received after 4pm will be answered the following day.
- Show teachers that they are engaged by adding to discussion threads and submitting completed tasks (meeting deadlines through the assignments tab on TEAMS).
- Engage in class discussions by using the 'hands up' feature on TEAMS.
- Collaborate with students online as directed and with teachers during and after the lessons where possible.
- Complete set homework via the assignments tab on TEAMS.
- Submit all learning online and not use email to send completed tasks to teachers.

Parent Support

The E-learning environment:

- Support your child by ensuring they have a comfortable place to study with the learning materials they may need for each class. Teachers will provide them with materials online.
- Students need to be focused. It is essential that your child is given an environment which is calm and productive, where they can concentrate, away from distractions. We appreciate your support in providing this for them.
- Your child may engage in video conferencing, vlogging or uploading videos and should be in school uniform if they are 'on camera'. They should also be in an appropriate area of your home.
- Communication etiquette (respect) must be maintained by your child when sending emails to other students and teachers, using TEAMS conversation tab or during Video Conferencing. Our behaviour expectations also apply online.
- Your child's communication needs to be appropriate and respectful. As a rule, whatever they type they should be happy to say face to face to the person or people receiving their message.

Your child's well-being:

At DIS '**Students Come First**' and your child will certainly need regular breaks throughout the day, away from screens. Our school counsellors and University team are accessible to your child via their school emails

Safeguarding:

Please help your child to keep safe online and reduce the risks of them accessing inappropriate materials or connecting with individuals they may not know. The most effective way of keeping them safe is talking to them about potential problems and how they can positively protect themselves and ensuring that they are learning in a communal space or room where you have ongoing access.

Please ensure your children are using their school email address only to communicate about their learning with teachers and peers, not mobile numbers or WhatsApp groups.

Microsoft TEAMS is the online platform which we will be using. Students **MUST NOT** communicate with teachers or peers using any other platforms.

Thank you for your support and flexibility in ensuring that we create the most positive environment for students.